


1. Go to the IEEE PDF eXpress website <https://ieeepdf-express.org/>
2. Log in or register (clicking [Create account](#)).

IEEE PDF eXpress® Login

Conference ID*

Email Address*

Password*

[Forgot your password?](#)

Don't have an account? [Create account](#)

Enter:

Conference ID: 52976X

Email Address: email

Password: password

Follow the instructions (fill in the form)

IEEE PDF eXpress® User profile

| Personal Information | |
|----------------------------|---|
| Conference ID | 52976X |
| Email Address | a.nikulin@corp.nstu.ru |
| First Name* | <input type="text" value="Enter first name"/> |
| Middle Name | <input type="text" value="Enter middle name"/> |
| Last Name* | <input type="text" value="Enter last name"/> |
| Suffix (Jr/Sr/III) | <input type="text" value=""/> |
| Salutation (Informal name) | <input type="text" value=""/> |
| Telephone Number | <input type="text" value="Enter telephone number"/> |
| Fax Number | <input type="text" value="Enter fax number"/> |
| Institution (affiliation)* | <input type="text" value="Enter institution"/> |
| Department* | <input type="text" value="Enter department"/> |
| Address* | <input type="text" value="Enter address"/> |
| Address 2 | <input type="text" value="Enter address2"/> |
| City* | <input type="text" value="Enter city"/> |
| State | <input type="text" value="Enter state"/> |
| Zip Code* | <input type="text" value="Enter zip code"/> |
| Country* | <input type="text" value="Enter country"/> |

*Indicates a required field


3. Click **Submit**.
4. Click **Dashboard**



5. Click **Create New Title**.

IEEE PDF eXpress® Dashboard: 52976X

- To begin, click on the "CREATE NEW TITLE" button. You can convert 20 source files and check 10 PDF files with one Paper ID.
- Click "RELOAD" button to refresh the PDF Conversion/Validation status.
- You are encouraged to correct all content, spelling, and grammatical errors before using this service.
- After using IEEE PDF eXpress®, submit your IEEE Xplore-Compatible PDF by **11/12/2021**

 RELOAD

 CREATE NEW TITLE

| Paper ID | Paper Title |
|----------|-------------|
| | |

If you do not receive a PDF within 24 Hours, contact [Technical Support](#)

6. Type the title of your paper and click **Continue**.

Progress bar with 4 steps: 1. Create Title (checked), 2. Upload File, 3. File Received Result, 4. Convert PDF. Includes a close button (X) in the top right corner.

Paper Title*

Text input field containing "Test_p".

494 characters remaining

CONTINUE

7. Drag and drop your file on the dash field or browse files to upload and click **Continue**

Progress bar with 4 steps: 1. Create Title (checked), 2. Upload File (checked), 3. File Received Result, 4. Convert PDF. Includes a close button (X) in the top right corner.


File upload area with a document icon and an upward arrow. Text: "Drag and drop or Browse files to upload".

full_paper_template.doc

106 KB
Success

BACK CONTINUE

Then read carefully and click **Continue** again.



If you submitted a file for conversion, a PDF will be sent to you shortly via email. This PDF will also be available through your account. In addition, you will receive an email confirming receipt of your source file or archive.

| File Detail | |
|----------------|-------------------------|
| File name: | full_paper_template.doc |
| Size in bytes: | 108032 |
| Content type: | application/msword |

If you do not receive a PDF within 24 Hours, contact [Technical Support](#)

CONTINUE

8. If you submitted a doc-file, a file converted into pdf format will be sent to you by email. As well you can find the converted file on the dashboard in the column **Action** and download it by clicking the download pdf sign.

Success
 File has been converted successfully

IEEE PDF eXpress® Dashboard: 52976X

- To begin, click on the "CREATE NEW TITLE" button. You can convert 20 source files and check 10 PDF files with one Paper ID.
- Click "RELOAD" button to refresh the PDF Conversion/Validation status.
- You are encouraged to correct all content, spelling, and grammatical errors before using this service.
- After using IEEE PDF eXpress®, submit your IEEE Xplore-Compatible PDF by **11/12/2021**

| PDF | Source | Action |
|---------|---------|--------|
| 0 of 10 | 1 of 20 | |

If you do not receive a PDF within 24 Hours, contact Technical Support

After submission, the status will be set in the column **Status**.

The **Status** can be as follows:

Pass means that your paper has been converted successfully (i.e. is IEEE Xplore-Compatible).

Manual request - the conversion (check) will be performed the next business day.

Error - you should check your email for additional information.

Upload incomplete - try to upload it again.

9. Check the received (converted) pdf file. If everything is correct in this file, your Camera-ready submission is prepared.

10. Click **Approved:**